

Amundi Global Luxury UCITS ETF USD Acc

FACTSHEET

Marketing
Communication

30/04/2026

EQUITY ■

Key Information (Source: Amundi)

Net Asset Value (NAV) : **228.18 (USD)**
 NAV and AUM as of : **30/04/2026**
 Assets Under Management (AUM) :
450.20 (million USD)
 ISIN code : **LU1681048713**
 Replication type : **Synthetical**
 Benchmark : **S&P Global Luxury**

Objective and Investment Policy

This ETF seeks to replicate as closely as possible the performance of the S&P Global Luxury index whether the trend is rising or falling.

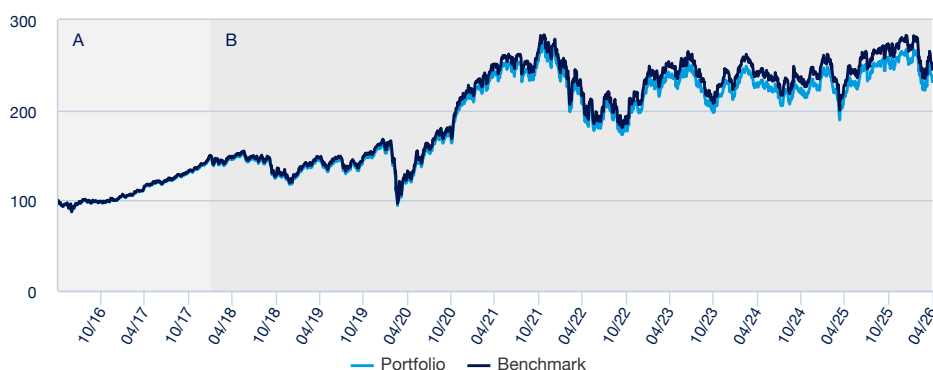
Risk Indicator (Source : Fund Admin)



! The SRI represents the risk and return profile as presented in the Key Information Document (KID). The lowest category does not imply that there is no risk. The SRI is not guaranteed and may change over time. The risk indicator assumes you keep the product for 5 years. The summary risk indicator is a guide to the level of risk of this product compared to other products. It shows how likely it is that the product will lose money because of movement in the markets or because we are not able to pay you.

Returns (Source: Fund Admin) - Past performance does not predict future returns

Performances from 02/05/2016 to 30/04/2026 (Source : Fund Admin)



A : Sur la base des performances réalisées depuis la date de lancement du Fonds français « AMUNDI ETF S&P GLOBAL LUXURY UCITS ETF » géré par Amundi Asset Management et absorbé par « AMUNDI S&P GLOBAL LUXURY » le 31.01.2018.

B : Performance of the Sub-Fund since the date of its launch

Cumulative returns* (Source: Fund Admin)

	YTD	1 month	3 months	1 year	3 years	5 years	Since
Since	31/12/2025	31/03/2026	30/01/2026	30/04/2025	28/04/2023	30/04/2021	18/02/2014
Portfolio	-9.90%	3.88%	-7.08%	9.43%	-1.44%	-2.66%	105.74%
Benchmark	-9.84%	3.89%	-7.04%	9.62%	-0.44%	-0.35%	121.06%
Spread	-0.06%	-0.02%	-0.04%	-0.20%	-1.00%	-2.31%	-15.32%

Calendar year performance* (Source: Fund Admin)

	2025	2024	2023	2022	2021	2020	2019	2018	2017	2016
Portfolio	15.07%	-1.51%	15.46%	-23.81%	22.40%	35.97%	28.40%	-11.86%	38.67%	-0.57%
Benchmark	15.26%	-1.10%	16.10%	-23.29%	23.26%	36.93%	29.33%	-11.28%	39.57%	0.08%
Spread	-0.19%	-0.42%	-0.63%	-0.52%	-0.85%	-0.96%	-0.92%	-0.58%	-0.90%	-0.65%

* Source : Amundi. The above cover complete periods of 12 months for each calendar year. **Past performance is no predictor of current and future results and does not guarantee future yield**. Any losses or gains do not take into consideration any costs, commissions and fees incurred by the investor in the issue and buyout of the shares (e.g. taxes, brokerage fees or other commissions deducted by the financial intermediary). If performance is calculated in a currency other than the euro, any losses or gains generated can thereby be affected by exchange rate fluctuations (both upward and downward). The discrepancy accounts for the performance difference between the portfolio and the index.

Risk indicators (Source: Fund Admin)

	1 year	3 years	Inception to date *
Portfolio volatility	21.66%	21.35%	22.03%
Benchmark volatility	21.66%	21.35%	22.03%
Ex-post Tracking Error	0.00%	0.03%	0.03%
Sharpe ratio	0.33	-0.23	0.19

* Volatility is a statistical indicator that measures an asset's variations around its average value. For example, market variations of +/- 1.5% per day correspond to a volatility of 25% per year. The higher the volatility, the higher the risk. The Tracking Error indicator measures the performance's difference between the fund and the benchmark

EQUITY

Meet the Team



Sébastien Foy

Responsable de l'équipe de gestion - Indiciel Synthétique



Hamid Drali

Portfolio Manager



Prince Akesse

Co-Portfolio Manager

Index Data (Source : Amundi)

Description of the Index

S&P Global Luxury Index is an equity index comprised of 80 of the largest publicly traded companies engaged in the production or distribution of luxury goods or the provision of luxury services.

Information (Source: Amundi)

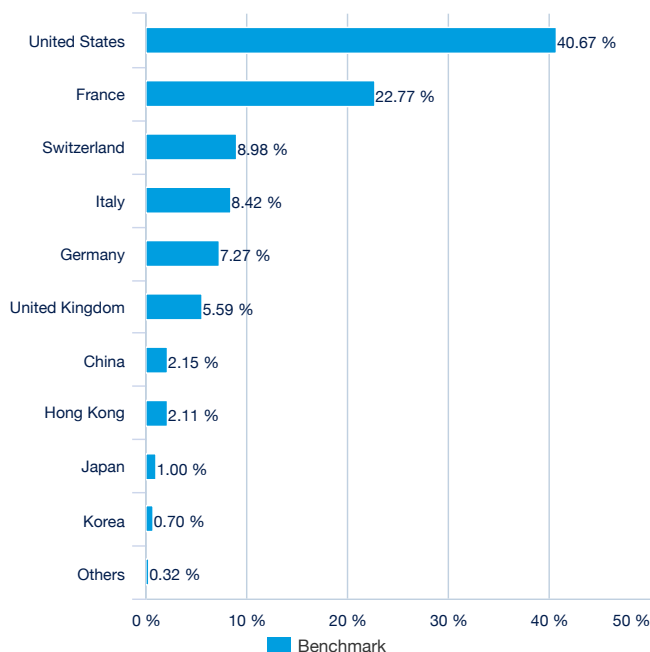
Asset class : **Equity**
Exposure : **International**
Benchmark index currency : **USD**
Holdings : **80**

Top 10 benchmark holdings (source : Amundi)

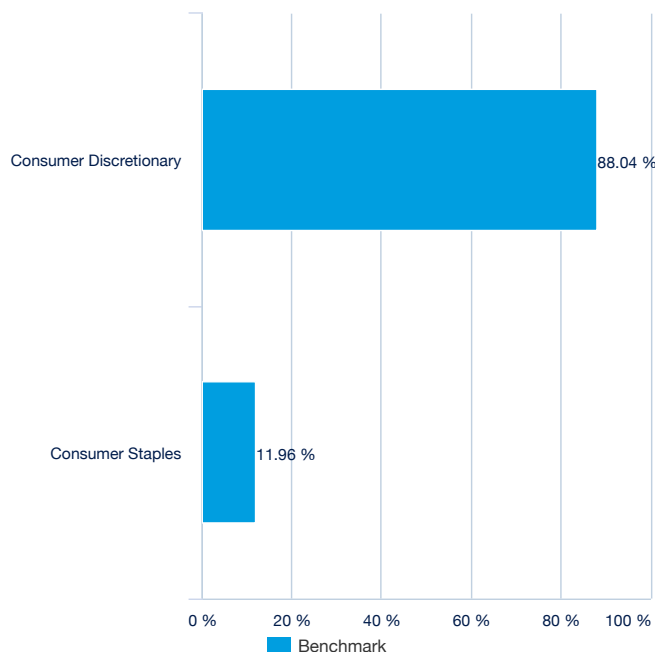
	% of assets (Index)
CIE FINANCIERE RICHEMO-A REG	8.98%
LVMH MOET HENNESSY LOUIS VUI	8.23%
HERMES INTERNATIONAL	5.97%
FERRARI NV MILAN	5.50%
MARRIOTT INTL-A	5.34%
HILTON WORLDWIDE HOLDINGS IN	4.96%
TESLA INC	4.81%
ROYAL CARIBBEAN CRUISES LTD	4.68%
L OREAL (PARIS)	4.25%
MERCEDES-BENZ GROUP AG	3.93%
Total	56.66%

For illustrative purposes only and not a recommendation to buy or sell securities.

Geographical breakdown (for illustrative purposes only - Source: Amundi)



Benchmark Sector breakdown (for illustrative purposes only - Source : Amundi)



EQUITY ■

Principal characteristics (Source : Amundi)

Fund structure	SICAV under Luxembourg law
UCITS compliant	UCITS
Management Company	Amundi Luxembourg SA
Administrator	CACEIS Bank, Luxembourg Branch
Custodian	CACEIS Bank, Luxembourg Branch
Independent auditor	DELOITTE AUDIT
Share-class inception date	31/01/2018
Date of the first NAV	18/02/2014
Share-class reference currency	USD
Classification	-
Type of shares	Accumulation
ISIN code	LU1681048713
Minimum investment to the secondary market	1 Share(s)
Frequency of NAV calculation	Daily
Management fees and other administrative or operating costs	0.25%
Minimum recommended investment period	5 years
Fiscal year end	September
Primary Market Maker	BNP Paribas

Listing data (source : Amundi)

Place	CCY	Bloomberg Ticker	Bloomberg iNAV	Reuters RIC	Reuters iNAV
Six Swiss Exchange	USD	LUXU SW	ILUXU	LUXU.S	INLUXU=BNPP
Bolsa Institucional de Valores	MXN	LUXUN MM	-	-	-
Euronext Paris	USD	LUXU FP	ILUXU	LUXU.PA	INLUXU=BNPP
LSE	GBP	LUXG LN	-	LUXG.L	-
LSE	USD	LUXU LN	ILUXU	LUXU.L	INLUXU=BNPP

Contact

ETF Sales contact

France & Luxembourg	+33 (0)1 76 32 65 76
Germany & Austria	+49 (0) 800 111 1928
Italy	+39 02 0065 2965
Switzerland (German)	+41 44 588 99 36
Switzerland (French)	+41 22 316 01 51
United Kingdom	+44 (0) 20 7 074 9598
United Kingdom (Instit)	+44 (0) 800 260 5644
Netherlands	+31 20 794 04 79
Nordic countries	+46 8 5348 2271
Hong Kong	+65 64 39 93 50
Spain	+34 914 36 72 45

ETF Capital Markets contact

Téléphone	+33 (0)1 76 32 19 93
Bloomberg IB Chat	Capital Markets Amundi ETF Capital Markets Amundi HK ETF

ETF Market Makers contact

BNP Paribas	+33 (0)1 40 14 60 01
Kepler Cheuvreux	+33 (0)1 53 65 35 25

Amundi contact

Amundi ETF
90 bd Pasteur
CS 21564
75 730 Paris Cedex 15 - France
Hotline : +33 (0)1 76 32 47 74
info-ett@amundi.com

EQUITY ■

Index Providers

THE SUB-FUND IS NOT SPONSORED, ENDORSED, SOLD OR PROMOTED BY STANDARD & POOR'S OR ITS AFFILIATES ("S&P"). S&P MAKES NO REPRESENTATION, CONDITION OR WARRANTY, EXPRESS OR IMPLIED, TO THE OWNERS OF THE SUB-FUND OR ANY MEMBER OF THE PUBLIC REGARDING THE ADVISABILITY OF INVESTING IN SECURITIES GENERALLY OR IN THE SUB-FUND PARTICULARLY OR THE ABILITY OF THE INDEX TO TRACK THE PERFORMANCE OF CERTAIN FINANCIAL MARKETS AND/OR SECTIONS THEREOF AND/OR OF GROUPS OF ASSETS OR ASSET CLASSES. S&P'S ONLY RELATIONSHIP BETWEEN S&P AND AMUNDI IS THE LICENSING OF CERTAIN TRADEMARKS AND TRADE NAMES AND OF THE INDEX, WHICH IS DETERMINED, COMPOSED AND CALCULATED BY S&P WITHOUT REGARD TO AMUNDI OR THE SUB-FUND. S&P HAS NO OBLIGATION TO TAKE INTO CONSIDERATION THE NEEDS OF AMUNDI OR OF INVESTORS IN DETERMINING, COMPOSING OR CALCULATING THE INDEX. S&P IS NOT LIABLE FOR AND HAS NOT PARTICIPATED IN THE DETERMINATION OF THE SUB-FUND'S PRICES AND NAV, IN THE TIMING OF THE ISSUANCE OR SALE OF THE SUB-FUND OR IN THE DETERMINATION OR CALCULATION OF THE EQUATION BY WHICH THE FUND SHARES ARE CONVERTED INTO CASH. S&P HAS NO OBLIGATION OR LIABILITY IN CONNECTION WITH THE ADMINISTRATION, MARKETING, OR TRADING OF THE SUB-FUND. S&P DOES NOT GUARANTEE THE ACCURACY AND/OR THE COMPLETENESS OF THE INDEX OR ANY DATA INCLUDED THEREIN AND S&P SHALL HAVE NO LIABILITY FOR ANY ERRORS, OMISSIONS, OR INTERRUPTIONS THEREIN. S&P MAKES NO WARRANTY, CONDITION OR REPRESENTATION, EXPRESS OR IMPLIED, AS TO RESULTS TO BE OBTAINED BY AMUNDI, INVESTORS, OR ANY OTHER PERSON OR ENTITY FROM THE USE OF THE INDEX OR ANY DATA INCLUDED THEREIN. S&P MAKES NO EXPRESS OR IMPLIED WARRANTIES, REPRESENTATIONS OR CONDITIONS, AND EXPRESSLY DISCLAIMS ALL WARRANTIES OR CONDITIONS OF MERCHANTABILITY OR FITNESS FOR A PARTICULAR PURPOSE OR USE AND ANY OTHER EXPRESS OR IMPLIED WARRANTY OR CONDITION WITH RESPECT TO THE INDEX OR ANY DATA INCLUDED THEREIN. WITHOUT LIMITING ANY OF THE FOREGOING, IN NO EVENT SHALL S&P HAVE ANY LIABILITY FOR ANY SPECIAL, PUNITIVE, INDIRECT, OR CONSEQUENTIAL DAMAGES (INCLUDING LOST PROFITS) RESULTING FROM THE USE OF THE INDEX OR ANY DATA INCLUDED THEREIN, EVEN IF NOTIFIED OF THE POSSIBILITY OF SUCH DAMAGES.

Important information

This document is provided for information purposes only and does not constitute a recommendation, a solicitation, an offer, advice or an invitation to purchase or sell any units or shares of the fund (FCP), collective employee fund (FCPE), SICAV, SICAV sub-fund or SICAV investing primarily in real estate (SPPICAV) (collectively, "the Funds") described herein and should in no case be interpreted as such. This document is not a contract or commitment of any form. Information contained in this document may be altered without notice. The management company accepts no liability whatsoever, whether direct or indirect, that may arise from the use of information contained in this document. The management company can in no way be held responsible for any decision or investment made on the basis of information contained in this document. The information contained in this document is disclosed to you on a confidential basis and shall not be copied, reproduced, modified, translated or distributed without the prior written approval of the management company, to any third person or entity in any country or jurisdiction which would subject the management company or any of the funds, to any registration requirements within these jurisdictions or where it might be considered as unlawful. Not all of the funds are systematically registered in all jurisdictions of all investors. Investment involves risk. The past performances shown in this document, and simulations based on these, do not guarantee future results, nor are they reliable indicators of future performance. The value of an investment in units or shares of the funds may fluctuate according to market conditions and cause the value of an investment to go up or down. As a result, fund investors may lose all or part of the capital originally invested. All potential investors in the funds are advised to ascertain whether such an investment is compatible with the laws to which they are subject and the tax implications of such an investment prior to investing, and to familiarise themselves with the legal documents in force for each fund. Concerning mandates, this document is a part of the periodic statement of the management activities of your portfolio and must be read in conjunction with any other periodic statement or notice of confirmation provided by your custodian and related to the transactions of your portfolio. Unless stated otherwise, the management company is the source of the data in this document. The date of the data in this document is that indicated at the top of the document, unless otherwise stated.

This document is designed exclusively for institutional, professional, qualified or sophisticated investors and distributors. It is not meant for the general public or private clients of any jurisdiction or those qualified as 'US Persons'. Approved investors in regard to the European Union are those which are defined as "Professional" investors in Directive 2004/39/EC of 21 April 2004 "MiFID" or, as the case may be, as defined under each local legislation and, insofar as the offer in Switzerland is concerned, "qualified investors" as set forth in the federal Law on Collective Investments (LPCC), the Ordinance on collective investments of 22 November 2006 (OPCC) and the FINMA 08/8 Circular regarding the legislation on collective investments of 20 November 2008. This document shall not, under any circumstance, be sent within the European Union to non "Professional" investors as defined by the MFI or under each local legislation, or in Switzerland to those investors which are not defined as "qualified investors" in the applicable law and regulations.