

Amundi Prime Europe UCITS ETF

FACTSHEET

Marketing
Communication

30/04/2026

EQUITY ■

Key Information (Source: Amundi)

Net Asset Value (NAV) : (A) 34.31 (EUR)
(D) 34.60 (EUR)

NAV and AUM as of : 30/04/2026

Assets Under Management (AUM) :
485.43 (million EUR)

ISIN code : (A) LU2089238039
(D) LU1931974262

Replication type : Physical

Benchmark :

100% SOLACTIVE GBS DEVELOPED MARKETS
EUROPE LARGE & MID CAP EUR INDEX

Objective and Investment Policy

This ETF seeks to replicate as closely as possible the performance of the Solactive GBS Developed Markets Europe Large & Mid Cap EUR index whether the trend is rising or falling.

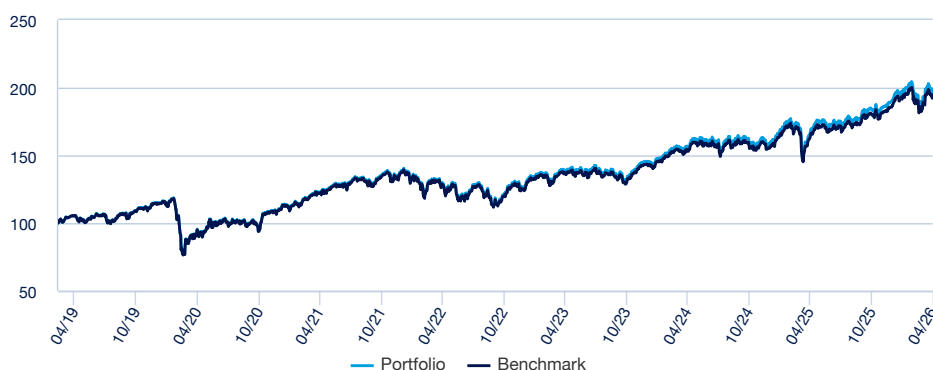
Risk Indicator (Source : Fund Admin)



The SRI represents the risk and return profile as presented in the Key Information Document (KID). The lowest category does not imply that there is no risk. The SRI is not guaranteed and may change over time. The risk indicator assumes you keep the product for 5 years. The summary risk indicator is a guide to the level of risk of this product compared to other products. It shows how likely it is that the product will lose money because of movement in the markets or because we are not able to pay you.

Returns (Source: Fund Admin) - Past performance does not predict future returns

Performances from 12/03/2019 to 30/04/2026 (Source : Fund Admin)



Cumulative returns* (Source: Fund Admin)

Since	YTD 31/12/2025	1 month 31/03/2026	3 months 30/01/2026	1 year 30/04/2025	3 years 28/04/2023	5 years 30/04/2021	Since 12/03/2019
Portfolio	4.62%	5.55%	1.33%	19.57%	42.96%	62.73%	99.21%
Benchmark	4.48%	5.47%	1.17%	19.21%	41.76%	60.10%	94.85%
Spread	0.14%	0.08%	0.16%	0.35%	1.20%	2.62%	4.36%

Calendar year performance* (Source: Fund Admin)

	2025	2024	2023	2022	2021	2020	2019	2018	2017	2016
Portfolio	19.81%	9.14%	16.23%	-9.55%	25.77%	-3.47%	-	-	-	-
Benchmark	19.55%	8.69%	15.92%	-9.88%	25.46%	-3.67%	-	-	-	-
Spread	0.26%	0.45%	0.31%	0.34%	0.31%	0.19%	-	-	-	-

* Source : Amundi. The above cover complete periods of 12 months for each calendar year. Past performance is no predictor of current and future results and does not guarantee future yield. Any losses or gains do not take into consideration any costs, commissions and fees incurred by the investor in the issue and buyout of the shares (e.g. taxes, brokerage fees or other commissions deducted by the financial intermediary). If performance is calculated in a currency other than the euro, any losses or gains generated can thereby be affected by exchange rate fluctuations (both upward and downward). The discrepancy accounts for the performance difference between the portfolio and the index.

Risk indicators (Source: Fund Admin)

	1 year	3 years	Inception to date *
Portfolio volatility	12.91%	13.02%	16.82%
Benchmark volatility	12.91%	13.01%	16.81%
Ex-post Tracking Error	0.10%	0.11%	0.12%
Sharpe ratio	1.46	0.73	0.51

* Volatility is a statistical indicator that measures an asset's variations around its average value. For example, market variations of +/- 1.5% per day correspond to a volatility of 25% per year. The higher the volatility, the higher the risk. The Tracking Error indicator measures the performance's difference between the fund and the benchmark

EQUITY

Meet the Team



Isabelle Lafargue

Head of Index & Multistrategies Management – Regional Funds



Quentin Berrou

Portfolio manager

Index Data (Source : Amundi)

Description of the Index

Solactive GBS Developed Markets Europe Large & Mid Cap EUR Index is an equity index representative of the large and mid-cap markets of the 15 developed European countries.

Information (Source: Amundi)

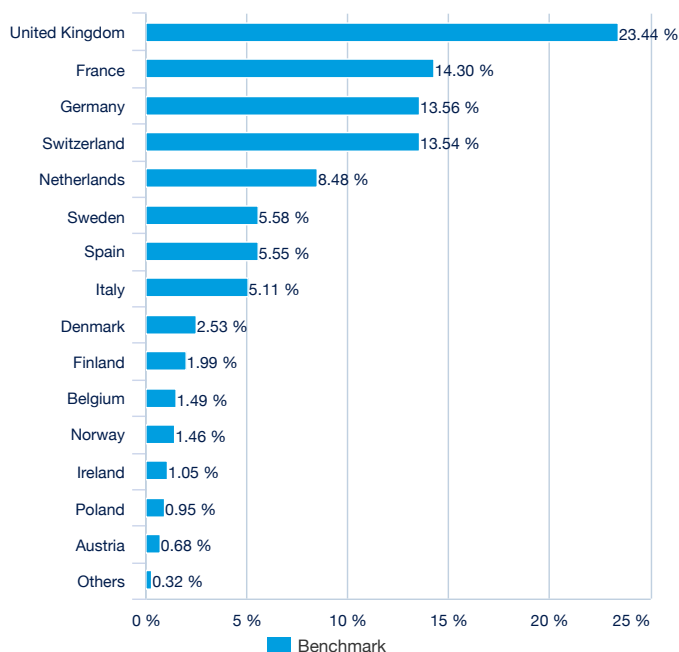
Asset class : **Equity**
Exposure : **Europe**
Benchmark index currency : **EUR**
Holdings : **399**

Top 10 benchmark holdings (source : Amundi)

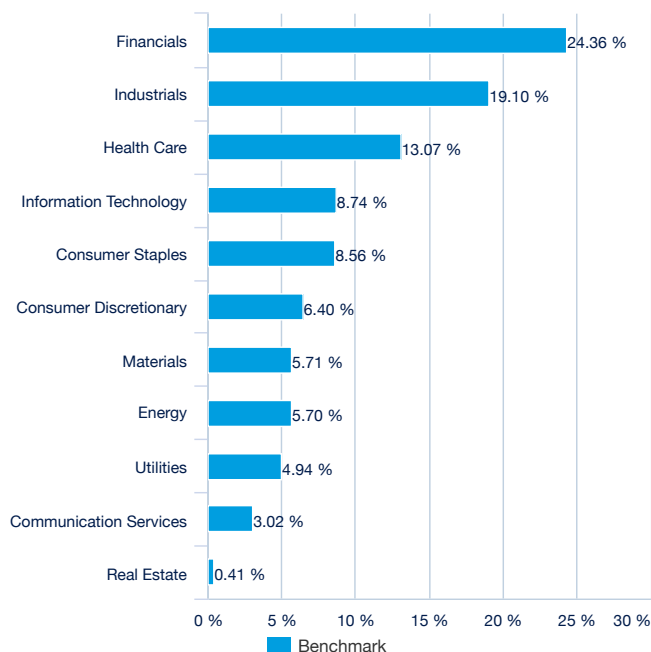
	% of assets (Index)
ASML HOLDING NV	3.99%
HSBC HOLDING PLC GBP	2.32%
ROCHE HLDG AG-GENUSS CHF	2.12%
ASTRAZENECA GBP	2.09%
NOVARTIS AG-REG	2.05%
NESTLE SA-REG	1.94%
SHELL PLC GBP	1.90%
SIEMENS AG-REG	1.61%
TOTALENERGIES SE PARIS	1.39%
BANCO SANTANDER SA MADRID	1.32%
Total	20.75%

For illustrative purposes only and not a recommendation to buy or sell securities.

Geographical breakdown (for illustrative purposes only - Source: Amundi)



Benchmark Sector breakdown (for illustrative purposes only - Source : Amundi)



EQUITY ■

Principal characteristics (Source : Amundi)

Fund structure	SICAV under Luxembourg law
UCITS compliant	UCITS
Management Company	Amundi Luxembourg SA
Administrator	CACEIS Bank, Luxembourg Branch
Custodian	CACEIS Bank, Luxembourg Branch
Independent auditor	DELOITTE AUDIT
Share-class inception date	30/01/2019
Date of the first NAV	30/01/2019
Share-class reference currency	EUR
Classification	-
Type of shares	(A) Accumulation (D) Distribution
ISIN code	(A) LU2089238039 (D) LU1931974262
Minimum investment to the secondary market	1 Share(s)
Frequency of NAV calculation	Daily
Management fees and other administrative or operating costs	0.05%
Minimum recommended investment period	5 years
Fiscal year end	September
Primary Market Maker	BNP Paribas

Listing data (source : Amundi)

Place	CCY	Bloomberg Ticker	Bloomberg iNAV	Reuters RIC	Reuters iNAV
Deutsche Boerse (Xetra)	EUR	PR1E GY	IPR1E	PR1E.DE	IPR1E=BNPP
LSE	GBP	PRIE LN	-	PRIE.L	-
Euronext Milan	EUR	ETFEU IM	IPR1E	ETFEU.MI	IPR1E=BNPP

Contact

ETF Sales contact

France & Luxembourg	+33 (0)1 76 32 65 76
Germany & Austria	+49 (0) 800 111 1928
Italy	+39 02 0065 2965
Switzerland (German)	+41 44 588 99 36
Switzerland (French)	+41 22 316 01 51
United Kingdom	+44 (0) 20 7 074 9598
United Kingdom (Instit)	+44 (0) 800 260 5644
Netherlands	+31 20 794 04 79
Nordic countries	+46 8 5348 2271
Hong Kong	+65 64 39 93 50
Spain	+34 914 36 72 45

ETF Capital Markets contact

Téléphone	+33 (0)1 76 32 19 93
Bloomberg IB Chat	Capital Markets Amundi ETF Capital Markets Amundi HK ETF

ETF Market Makers contact

BNP Paribas	+33 (0)1 40 14 60 01
Kepler Cheuvreux	+33 (0)1 53 65 35 25

Amundi contact

Amundi ETF
90 bd Pasteur
CS 21564
75 730 Paris Cedex 15 - France
Hotline : +33 (0)1 76 32 47 74
info-ett@amundi.com

Index Providers

The financial instrument is not sponsored, promoted, sold or supported in any other manner by Solactive AG nor does Solactive AG offer any express or implicit guarantee or assurance either with regard to the results of using the index and/or index trade mark or the index price at any time or in any other respect. The index is calculated and published by Solactive AG. Solactive AG uses its best efforts to ensure that the index is calculated correctly. Irrespective of its obligations towards the issuer, Solactive AG has no obligation to point out errors in the index to third parties including but not limited to investors and/or financial intermediaries of the financial instrument. Neither publication of the index by Solactive AG nor the licensing of the index or index trade mark for the purpose of use in connection with the financial instrument constitutes a recommendation by Solactive AG to invest capital in said financial instrument nor does it in any way represent an assurance or opinion of Solactive AG with regard to any investment in this financial instrument.

Important information

This document is provided for information purposes only and does not constitute a recommendation, a solicitation, an offer, advice or an invitation to purchase or sell any units or shares of the fund (FCP), collective employee fund (FCPE), SICAV, SICAV sub-fund or SICAV investing primarily in real estate (SPPICAV) (collectively, "the Funds") described herein and should in no case be interpreted as such. This document is not a contract or commitment of any form. Information contained in this document may be altered without notice. The management company accepts no liability whatsoever, whether direct or indirect, that may arise from the use of information contained in this document. The management company can in no way be held responsible for any decision or investment made on the basis of information contained in this document. The information contained in this document is disclosed to you on a confidential basis and shall not be copied, reproduced, modified, translated or distributed without the prior written approval of the management company, to any third person or entity in any country or jurisdiction which would subject the management company or any of the funds, to any registration requirements within these jurisdictions or where it might be considered as unlawful. Not all of the funds are systematically registered in all jurisdictions of all investors. Investment involves risk. The past performances shown in this document, and simulations based on these, do not guarantee future results, nor are they reliable indicators of future performance. The value of an investment in units or shares of the funds may fluctuate according to market conditions and cause the value of an investment to go up or down. As a result, fund investors may lose all or part of the capital originally invested. All potential investors in the funds are advised to ascertain whether such an investment is compatible with the laws to which they are subject and the tax implications of such an investment prior to investing, and to familiarise themselves with the legal documents in force for each fund. Concerning mandates, this document is a part of the periodic statement of the management activities of your portfolio and must be read in conjunction with any other periodic statement or notice of confirmation provided by your custodian and related to the transactions of your portfolio. Unless stated otherwise, the management company is the source of the data in this document. The date of the data in this document is that indicated at the top of the document, unless otherwise stated.

This document is designed exclusively for institutional, professional, qualified or sophisticated investors and distributors. It is not meant for the general public or private clients of any jurisdiction or those qualified as 'US Persons'. Approved investors in regard to the European Union are those which are defined as "Professional" investors in Directive 2004/39/EC of 21 April 2004 "MiFID" or, as the case may be, as defined under each local legislation and, insofar as the offer in Switzerland is concerned, "qualified investors" as set forth in the federal Law on Collective Investments (LPCC), the Ordinance on collective investments of 22 November 2006 (OPCC) and the FINMA 08/8 Circular regarding the legislation on collective investments of 20 November 2008. This document shall not, under any circumstance, be sent within the European Union to non "Professional" investors as defined by the MFI or under each local legislation, or in Switzerland to those investors which are not defined as "qualified investors" in the applicable law and regulations.