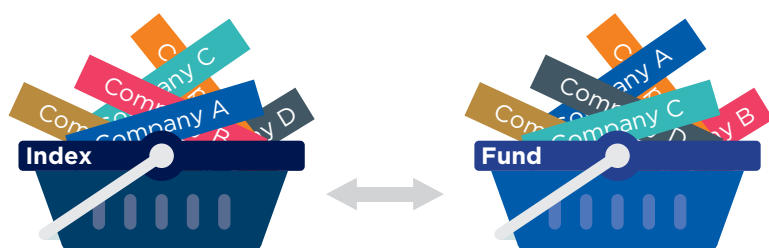


Why ETF performance matters



What is the goal of an ETF?

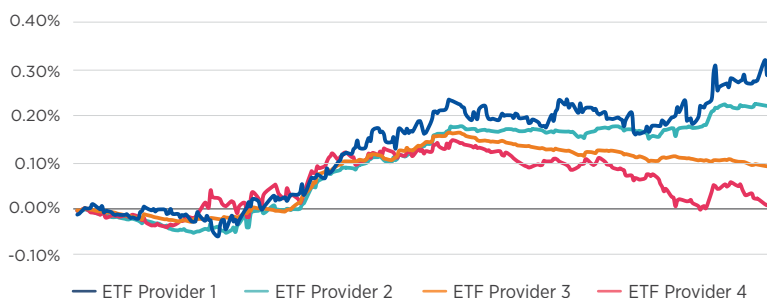
The objective of every ETF is to replicate the performance of its chosen index. ETF managers do this by mirroring the index composition with the fund's investments. It sounds simple – the return of the fund is expected to reflect the return of the index.



ETFs attempt to reproduce index performance by mirroring index constituents

In practice, it is not quite so clear-cut as many aspects – such as **fees and a fund's replication methods** – can impact performance. Looking at the chart below we can see that four providers tracking the same index can produce quite different patterns of relative performance¹.

One index, many outcomes



Fees and fund replication methods can impact performance

Past performance cannot be regarded as a reliable indicator for future results. Source: Amundi ETF Indexing & Smart Beta as of December 31, 2020. Amundi's fund represented is Amundi ETF MSCI Europe UCITS ETF.

Importantly: while the chart highlights the deviation from the index, it is still a very small deviation of 0.35% at most. ETFs typically track indices very closely.

¹ Comparative performance of European ETFs replicating the MSCI Europe NTR index over the year 2020

How to analyse performance

Understanding the reasons behind relative performance is vital – it's how we spot the well-run, attractively valued ETFs consistently tracking their index's return. We can use tracking difference and tracking error to identify any issues with how an ETF is tracking its index.

Tracking difference (TD)



- **Tracking difference is the net performance² of the ETF minus the performance of the index over a period of time.** It gives a snapshot of how an ETF is performing relative to its index, in much the same way that we would measure the performance of an actively managed fund, relative to the benchmark it is trying to achieve or exceed.
- **Tracking difference varies depending on all elements that affect the fund's performance**, such as the fees that the fund charges, the components of the underlying index, and the skill and experience of the fund manager in closely mirroring index performance.



Tracking error (TE)



- **Tracking error is the volatility of the tracking difference.**
In other words, to what extent and with what regularity, the fund's performance deviates from the index return over a period of time – regardless of whether it provides better or worse returns than the index.
- **Tracking error is how we measure the quality of replication.**
This is of vital importance, because two ETFs with the same tracking difference can have very different tracking errors. Investors want to know that their passive investment is performing as advertised. A low tracking error means that the tracking difference does not show wild swings in either direction, and that the index is properly replicated.

² Net performance means that the performance is calculated using the fund's Net Asset Value after having deducted the fund's Ongoing Charges

Tracking difference and tracking error: do they matter?

Some may ask, if two funds are producing the same returns with different tracking errors, does this really matter? It does, because their returns may not remain the same, especially when market conditions are unfavourable. **A high tracking error shows that the fund manager is having issues replicating the index** and – especially in times of market stress – this could have adverse consequences for investors.

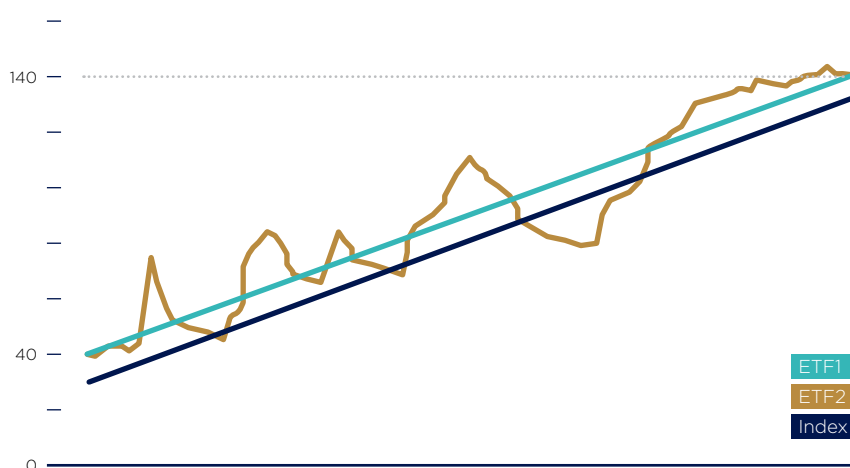

In the illustrative example, both funds have a similar tracking difference at the start and finish, both start at 40 and end at 140. Within that time period however, they have contrasting tracking differences and therefore very different tracking errors.

ETF 1

- ETF 1 has a positive tracking difference, as it always outperforms the index. It does so continuously and regularly, which makes its tracking error – or the volatility of the constant tracking difference – close to zero; this ETF is well replicated by the fund manager.

ETF 2

- ETF 2 shows a much more erratic pattern, outperforming or underperforming the index in a completely random manner. The tracking error is high – close to 1 – demonstrating that the fund is not properly managed and the index not well replicated; this ETF must be analysed with more scrutiny.



A high tracking error shows that the fund manager is having issues replicating the index

Source: Amundi ETF Indexing & Smart Beta

Which factors contribute to performance?

The impact of exposure

It is important to remember that tracking difference and tracking error will also differ depending on the market an ETF is tracking. For example, replicating an emerging market index might be difficult and costly: we expect the tracking difference to be negative, with all ETFs that have the same exposure underperforming the index.³

Whereas replicating a European index is much easier and revenue optimisation techniques are frequent: we expect the tracking difference to be positive, with most ETFs that have the same exposure outperforming the index.



Performance drivers

Unlike an index, ETF performance is affected by the impact of costs relating to the management of the fund (ongoing charges or OGC) and replication costs (the costs when buying or selling the assets). These costs are deducted from the daily net asset value of the ETF. Some of these costs are controlled by the ETF manager, and others not (for example taxes).

There are ways to manage costs which will differ from manager to manager. It is important to remember that the OGC – or the cost to manage the ETF – is far from being the only influence on tracking difference. Two funds on the same index with the same OGC can have very different tracking differences.

³ For emerging markets exposures, replication costs are high and fund management techniques to optimize are difficult to put in place and therefore not typical. However an ETF that underperforms its benchmark in this way, can still be an attractive proposition depending on individual investor objectives.

Performance considerations when making your choice

Applying performance analysis when choosing an ETF

When you choose an ETF, there are some key elements to keep an eye out for, which determines best practice in terms of tracking difference and tracking error.

The tracking difference varies according to:

- *the index components and their underlying markets;*
- *the OGC, which is easily recognisable and published; and*
- *importantly, the capacity of the ETF manager to replicate the index*

With this in mind it is crucial to compare ETFs from different providers with very similar exposure, i.e. the same 'family' of index. Tracking difference and tracking error should be analysed together and analysed relative to their peers.

Together this can help you select the most appropriate ETF – and ETF provider – that will offer the best quality of replication.



Tax implications of ETFs

Tax is an expense that cannot be lessened by either the expertise of the investment manager nor the movements and constituents of the underlying index. Investors need to understand the tax implications that come with their chosen ETF investment, which will be unique for each investor. It is important to seek independent advice on your specific circumstances.

Amundi ETF

Amundi, one of Europe's largest and most competitive ETF providers, offers over 300 UCITS ETFs covering a wide range of asset allocation needs and a broad spectrum of sustainability goals.

For more information on cheaper and smarter investing, please visit **www.amundiETF.com**.

Important Information

This information is not for distribution and does not constitute an offer to sell or the solicitation of any offer to buy any securities or services in the United States or in any of its territories or possessions subject to its jurisdiction to or for the benefit of any U.S. Person as this term is defined in SEC Regulation S under the U.S. Securities Act of 1933. The US person definition is indicated in the legal mentions section on www.amundi.com, or www.amundiETF.com.

This is a promotional and non-contractual information which should not be regarded as an investment advice or an investment recommendation, a solicitation of an investment, an offer or a purchase, from Amundi Asset Management ("Amundi") nor any of her subsidiaries.

Investment in a fund carries a substantial degree of risk (i.e. risks are detailed in the KIID and prospectus). Past Performance does not predict future returns. Investment return and the principal value of an investment in funds or other investment product may go up or down and may result in the loss of the amount originally invested. All investors should seek professional advice prior to any investment decision, in order to determine the risks associated with the investment and its suitability.

Transaction cost and commissions may occur when trading ETFs.

It is the investor's responsibility to make sure his/her investment is in compliance with the applicable laws she/he depends on, and to check if this investment is matching his/her investment objective with his/her patrimonial situation (including tax aspects).

A summary of information about investors' rights and collective redress mechanisms can be found in English on the regulatory page at <https://about.amundi.com/Metanav-Footer/Footer/Quick-Links/Legal-documentation> with respect to Amundi ETFs.

This document was not reviewed, stamped or approved by any financial authority.

This material is based on sources that Amundi and/or any of her subsidiaries consider to be reliable at the time of publication. Data, opinions and analysis may be changed without notice. Amundi and/or any of her subsidiaries accept no liability whatsoever, whether direct or indirect, that may arise from the use of information contained in this material. Amundi and/or any of her subsidiaries can in no way be held responsible for any decision or investment made on the basis of information contained in this material.

Units of a specific UCITS ETF managed by an asset manager and purchased on the secondary market cannot usually be sold directly back to the asset manager itself. Investors must buy and sell units on a secondary market with the assistance of an intermediary (e.g. a stockbroker) and may incur fees for doing so. In addition, investors may pay more than the current net asset value when buying units and may receive less than the current net asset value when selling them.

Potential investors in the UK should be aware that none of the protections afforded by the UK regulatory system will apply to an investment in a Fund and that compensation will not be available under the UK Financial Services Compensation Scheme.

Information reputed exact as of November 2022.

Reproduction prohibited without the written consent of the Management Company. Amundi ETF designates the ETF business of Amundi Asset Management.

Amundi Asset Management, French "Société par Actions Simplifiée"- SAS with capital of 1 143 615 555 € - Portfolio Management Company approved by the AMF under number GP 04000036 - Registered office: 91, boulevard Pasteur - 75015 Paris - France - 437 574 452 RCS Paris.