AMUNDI EURO STOXX 50 II UCITS ETF USD Hedged Acc

FACTSHEET

Marketing Communication

31/10/2026

EQUITY

Objective and Investment Policy

The Fund is a passively managed index-based UCITS. The Fund's objective is to replicate the performance, both upwards and downwards, of the EURO STOXX 50 Net Return Index (net dividends reinvested) (the "Benchmark"), denominated in euro (EUR) and representative of 50 investment grade Eurozone securities, while minimising the tracking error between the Fund's performance and that of the Benchmark. The expected level of the Tracking Error under normal market conditions is indicated in the Fund prospectus. The website http://www.stoxx.com/indices provides more detailed information about the Benchmark. The Fund aims to achieve its objective through direct replication, i.e. by primarily investing in a basket of assets consisting of the securities comprising the Benchmark and/or eligible financial instruments representing all or part of the securities comprising the Benchmark. In order to optimise Benchmark replication, the Fund may use a sampling technique, as well as guaranteed temporary sales of securities. Any use of these techniques is indicated on the website amundietf.com. The updated composition of the portfolio of securities held by the Fund is mentioned on the website amundietf.com. In addition, the indicative net asset value appears on the Fund's Reuters and Bloomberg pages and may also be mentioned on the Fund's stock exchange websites. The Fund is eligible for the French Plan d'Epargne en Actions (PEA) and, consequently, invests a minimum of 75% of its assets in the shares of European Union countries. In order to hedge the currency risk of the share class against that of the Index, the Fund uses a hedging strategy that reduces the impact of variations between the Index currency and the share class currency.

Performances from 31/10/2016 to 30/10/2026 (Source : Fund Admin)

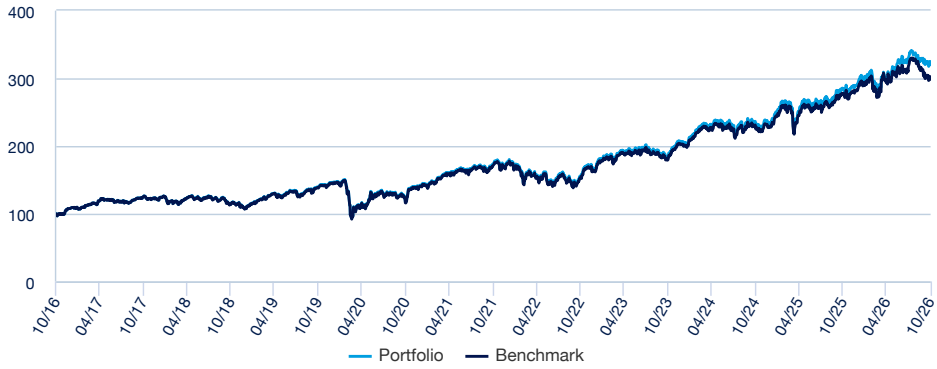

Risk indicators (Source: Fund Admin)

	1 year	3 years	Inception to date *
Portfolio volatility *	14.57%	14.98%	18.60%
Benchmark volatility	16.34%	15.55%	18.69%
Sharpe ratio	0.64	0.97	0.48

* Volatility is a statistical indicator that measures an asset's variations around its average value. For example, market variations of +/- 1.5% per day correspond to a volatility of 25% per year. The higher the volatility, the higher the risk.

Cumulative returns* (Source: Fund Admin)

Since	YTD 31/12/2025	1 month 30/09/2026	3 months 31/07/2026	1 year 31/10/2025	3 years 31/10/2023	5 years 29/10/2021	Since 07/01/2015
Portfolio	10.12%	-1.88%	-2.85%	13.31%	73.95%	85.12%	247.71%
Benchmark	5.34%	-3.78%	-6.20%	8.34%	64.99%	74.69%	217.73%
Spread	4.78%	1.90%	3.35%	4.97%	8.96%	10.43%	29.98%

Calendar year performance* (Source: Fund Admin)

	2025	2024	2023	2022	2021	2020	2019	2018	2017	2016
Portfolio	24.33%	13.53%	25.50%	-6.58%	24.83%	-2.66%	32.37%	-8.98%	11.23%	4.85%
Benchmark	23.88%	12.99%	25.40%	-7.01%	24.44%	-2.96%	31.99%	-9.31%	11.11%	4.75%
Spread	0.45%	0.54%	0.10%	0.43%	0.39%	0.30%	0.38%	0.32%	0.12%	0.09%

** Source : Amundi. The above cover complete periods of 12 months for each calendar year.* ***Past performance is no predictor of current and future results and does not guarantee future yield*** *. Any losses or gains do not take into consideration any costs, commissions and fees incurred by the investor in the issue and buyout of the shares (e.g. taxes, brokerage fees or other commissions deducted by the financial intermediary). If performance is calculated in a currency other than the euro, any losses or gains generated can thereby be affected by exchange rate fluctuations (both upward and downward). The discrepancy accounts for the performance difference between the portfolio and the index.*

AMUNDI EURO STOXX 50 II UCITS ETF USD Hedged Acc

FACTSHEET

Marketing Communication
31/10/2026

EQUITY

Risk Indicator ***(Source : Fund Admin)***



We have classified this product as 4 out of 7, which is a medium risk class. This rates the potential losses from future performance at a medium level, and poor market conditions could impact our capacity to pay you. Additional risks: Market liquidity risk could amplify the variation of product performances. This product does not include any protection from future market performance so you could lose some or all of your investment. Beside the risks included in the risk indicator, other risks may affect the Sub-fund's performance. Please refer to the MULTI UNITS FRANCE prospectus.

Characteristics (source: Amundi)

Net Asset Value (NAV)	**A : 347.71 USD (30/10/2026)**
Assets Under Management (AUM)	**5,350.18 (million USD ; 30/10/2026)**
ISIN code	**A : FR0012399806**
Replication type	**Physical**
Benchmark	**100% EURO STOXX 50**
Type of shares	**Accumulation**
Fund structure	SICAV under French law
UCITS compliant	UCITS
Management Company	Amundi Asset Management
Primary Market Maker	SOCIETE GENERALE / LANG & SCHWARZ
Administrator	SOCIETE GENERALE
Custodian	SGSS - Paris
Independent auditor	Deloitte & Associés
Sub-fund launch date	20/09/2018
Share-class inception date	20/09/2018
First NAV	100.00 (USD ; 07/01/2015)
Sub-fund reference currency	EUR
Share-class reference currency	USD
Minimum investment to the secondary market	1 Share(s)
Frequency of NAV calculation	Daily
Dealing times	Orders received each day D day before 6:00 pm
Minimum recommended investment period	5 years
Fiscal year end	October
Performance fees	No
Benchmark index performance record	01/04/2026 : 100.00% EURO STOXX 50 07/01/2015 : 100.00% EURO STOXX 50 NET RETURN DAILY HEDGED USD

Amundi Asset Management, SAS (French : Société par Actions Simplifiée) with a capital of 1 143 615 555 €
AMF approved Portfolio Management Company- GP number 04000036
Corporate address: 91-93, Boulevard Pasteur - 75015 Paris- France 437 574 452 RCS Paris
This material is solely for the attention of “professional” investors.

AMUNDI EURO STOXX 50 II UCITS ETF USD Hedged Acc

FACTSHEET

Marketing Communication
31/10/2026

EQUITY

Index Data (Source : Amundi)

Description of the Index

The EURO STOXX 50 Net Return EUR is Europe's leading Blue-chip index for the Eurozone providing a Blue-chip representation of supersector leaders in the Eurozone from 50 stocks and over 12 Eurozone countries. It captures approximately 60% of the free float market capitalisation of the EURO STOXX Total Market Index (TMI), which in turn covers approximately 95% of the free float market capitalisation of the represented countries. More information on www.stoxx.com.

Information (Source: Amundi)

Asset class : **Equity**
Exposure : **Eurozone**

Holdings : **50**

Top 10 benchmark holdings (source : Amundi)

	% of assets (Index)
ASML HOLDING NV	10.31%
SAP SE / XETRA	4.75%
SIEMENS AG-REG	4.54%
TOTALENERGIES SE PARIS	4.36%
ALLIANZ SE-REG	3.78%
BANCO SANTANDER SA MADRID	3.56%
SCHNEIDER ELECT SE	3.23%
IBERDROLA SA	3.09%
BANCO BILBAO VIZCAYA ARGENTA	2.76%
AIRBUS SE PARIS	2.61%
Total	**42.98%**

For illustrative purposes only and not a recommendation to buy or sell securities.

Geographical breakdown (for illustrative purposes only - Source: Amundi)

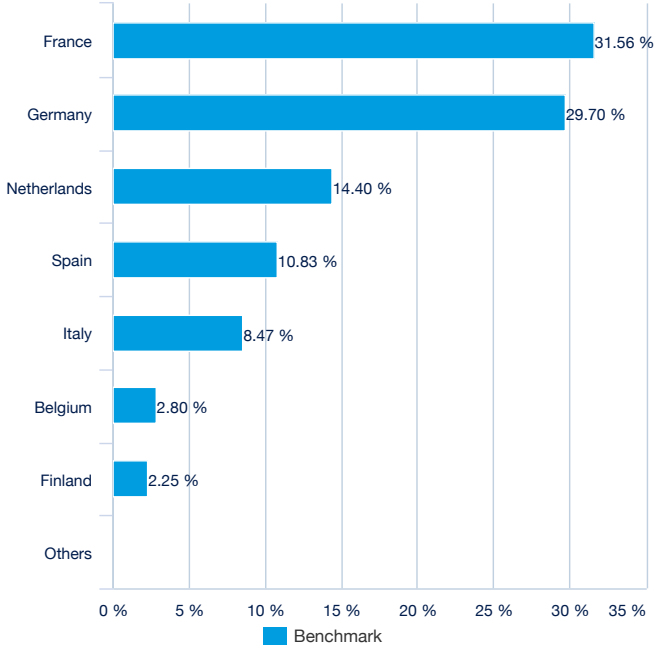

Benchmark Sector breakdown (for illustrative purposes only - Source : Amundi)

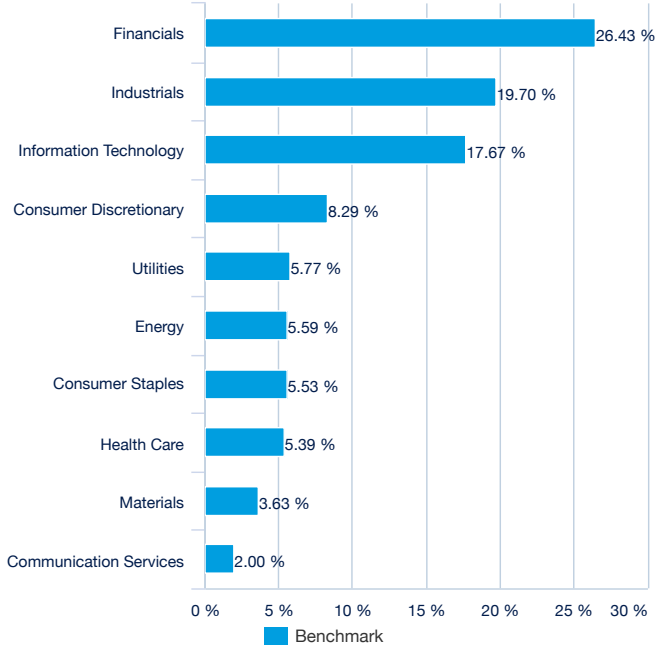

Amundi Asset Management, SAS (French : Société par Actions Simplifiée) with a capital of 1 143 615 555 €
AMF approved Portfolio Management Company- GP number 04000036
Corporate address: 91-93, Boulevard Pasteur - 75015 Paris- France 437 574 452 RCS Paris
This material is solely for the attention of "professional" investors.

AMUNDI EURO STOXX 50 II UCITS ETF USD Hedged Acc

FACTSHEET

Marketing Communication
31/10/2026

EQUITY

Listing data (source : Amundi)

Place	CCY	Bloomberg Ticker	Bloomberg iNAV	Reuters RIC	Reuters iNAV
LSE	USD	MSEU LN	MSEUIV	MSEU.L	MSEUINAV=SOLA

Contact

ETF Sales contact

France & Luxembourg	+33 (0)1 76 32 65 76
Germany & Austria	+49 (0) 800 111 1928
Italy	+39 02 0065 2965
Switzerland (German)	+41 44 588 99 36
Switzerland (French)	+41 22 316 01 51
United Kingdom	+44 (0) 20 7 074 9598
United Kingdom (Instit)	+44 (0) 800 260 5644
Netherlands	+31 20 794 04 79
Nordic countries	+46 8 5348 2271
Hong Kong	+65 64 39 93 50
Spain	+34 914 36 72 45

ETF Capital Markets contact

Téléphone	+33 (0)1 76 32 19 93
Bloomberg IB Chat	Capital Markets Amundi ETF
	Capital Markets Amundi HK ETF

ETF Market Makers contact

BNP Paribas	+33 (0)1 40 14 60 01
Kepler Cheuvreux	+33 (0)1 53 65 35 25

Amundi contact

Amundi ETF
90 bd Pasteur
CS 21564
75 730 Paris Cedex 15 - France
Hotline : +33 (0)1 76 32 47 74
info-etf@amundi.com

Index Providers

STOXX and its licensors (the “Licensors”) have no relationship to the Amundi Asset Management, other than the licensing of the Index and the related trademarks for use in connection with the Subfund. STOXX and its Licensors do not : Sponsor, endorse, sell or promote the Subfund. Recommend that any person invest in the Subfund or any other securities. Have any responsibility or liability for or make any decisions about the timing, amount or pricing of Subfund. Have any responsibility or liability for the administration, management or marketing of the Subfund. Consider the needs of the Subfund or the owners of the Subfund in determining, composing or calculating the Index or have any obligation to do so. STOXX and its Licensors will not have any liability in connection with the Subfund. Specifically, STOXX and its Licensors do not make any warranty, express or implied and disclaim any and all warranty about : The results to be obtained by the Subfund, the owner of the Subfund or any other person in connection with the use of the Index and the data included in the Index ; The accuracy or completeness of the Index and its data; The merchantability and the fitness for a particular purpose or use of the Index and its data; STOXX and its Licensors will have no liability for any errors, omissions or interruptions in the Index or its data; Under no circumstances will STOXX or its Licensors be liable for any lost profits or indirect, punitive, special or consequential damages or losses, even if STOXX or its Licensors knows that they might occur. The licensing agreement between the Asset Manager and STOXX is solely for their benefit and not for the benefit of the owners of the Subfund or any other third parties.

Amundi Asset Management, SAS (French : Société par Actions Simplifiée) with a capital of 1 143 615 555 €
AMF approved Portfolio Management Company- GP number 04000036
Corporate address: 91-93, Boulevard Pasteur - 75015 Paris- France 437 574 452 RCS Paris
This material is solely for the attention of “professional” investors.

Important information

Note on the Fund management company and the fund

The Fund is described in a Key Information Document (KID), or Key Investor Information Document (KIID) for UK investors, and prospectus. The Funds KID, or KIID for UK investors, must be made available to potential subscribers prior to subscription.
The prospectus in Dutch for French UCITS ETFs, for Luxembourg UCITS ETFs and Irish ETFs, and the KID in English are available free of charge on www.amundi.com. They are also available from the headquarters of Amundi Luxembourg S.A. (as the management company of Amundi Index Solutions and Multi Units Luxembourg), or the headquarters of Amundi Asset Management (as the management company of French FCPs and Multi Units France), or at the headquarters of Amundi Ireland Limited (as the management company of Amundi ETF ICAV and Amundi ETF II ICAV). Regarding Funds admitted on a regulated market, the listing is subject to a volatility control mechanisms to ensure that the ETF price does not deviate significantly from a reference price set by the listing rules of the relevant regulated market, notably through the implementation of a trading halt mechanism in case of significant deviation from this reference price.

The Fund offers no capital guarantee. Investors may not get back the full amount of their initial investment, particularly in the event that the benchmark index falls. Subscribing to a UCITS may involve risks. Potential investors are advised to read the Funds risk profile, which is described in detail in the prospectus. The amount that is reasonable to invest in the Fund will depend on the personal circumstances of each investor. To determine this amount, investors should take into account their financial situation, personal assets, and current and future requirements, as well as considering their willingness to accept risks or conversely their preference to invest cautiously. Investors are also strongly recommended to sufficiently diversify their investments so as to avoid being exposed solely to the risks of this Fund. Investors should therefore seek advice in this regard from their usual advisors (legal, tax, financial and/or accounting) before purchasing any units of the Fund.
The source of the data contained in this document is Amundi Asset Management unless otherwise stated.

Policy regarding portfolio transparency and warning on secondary market
The policy regarding portfolio transparency and information on the funds assets are available on amundietf.com. Shares purchased on the secondary market cannot usually be sold directly back to the fund. Investors must buy and sell shares on a secondary market with the assistance of an intermediary (e.g. a stockbroker) and may incur fees for doing so. Investors may pay more than the current net asset value when buying shares and may receive less than the current net asset value when selling them.

Amundi Asset Management, SAS (French : Société par Actions Simplifiée) with a capital of 1 143 615 555 €
AMF approved Portfolio Management Company- GP number 04000036
Corporate address: 91-93, Boulevard Pasteur - 75015 Paris- France 437 574 452 RCS Paris
This material is solely for the attention of “professional” investors.